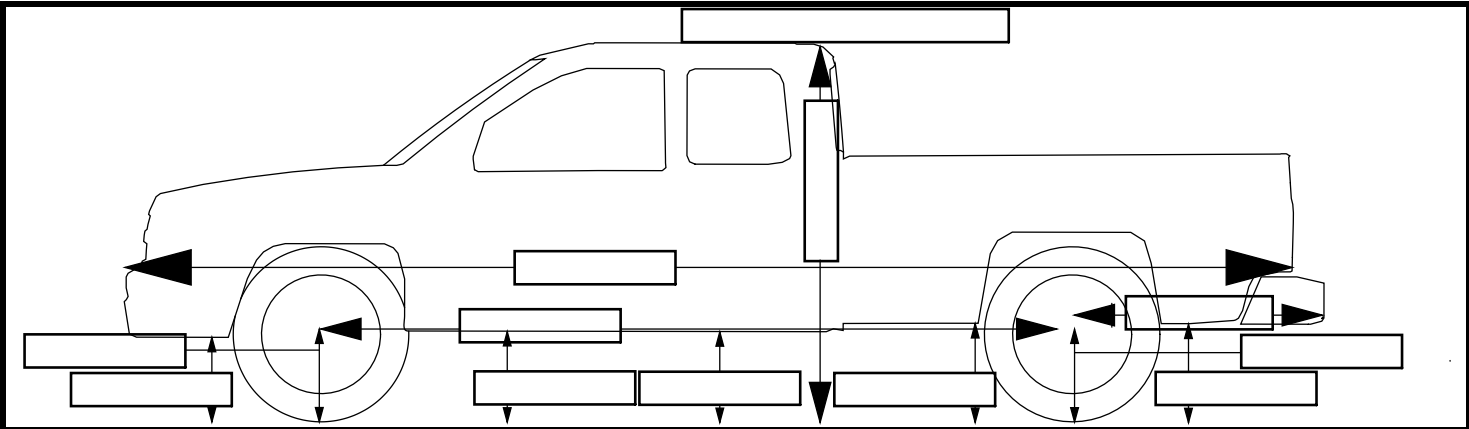


Shooting Vehicle Documentation – Pickup Truck Measurements

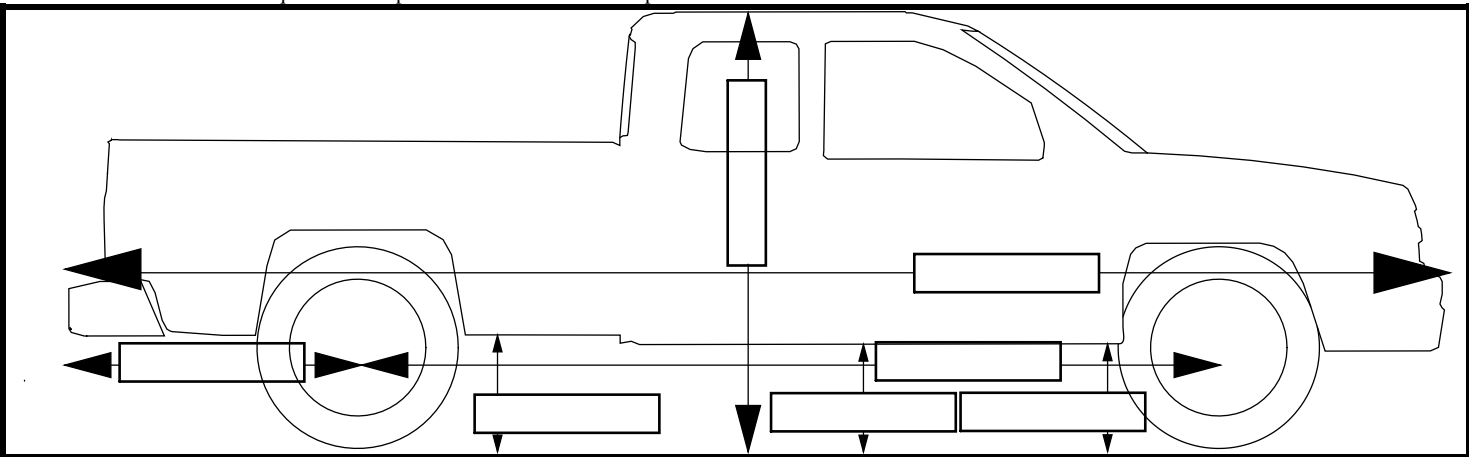
Case / Incident No.:	Crime / Incident:	Location of Crime / Incident:			Date of Crime:	Date Processed:
Location Processed:		Date/Time of Request:	Arrival Time:	Departure Time:	Legal Authority to Process Vehicle: <input type="checkbox"/> Warrant <input type="checkbox"/> Waiver <input type="checkbox"/> None	
Detectives/Investigators:			Detectives/Investigators Present: <input type="checkbox"/> Yes <input type="checkbox"/> No		Vehicle: <input type="checkbox"/> Suspect <input type="checkbox"/> Victim <input type="checkbox"/> Stolen <input type="checkbox"/> Other	

Type of Processing Requested:

Year:	Make:	Model:	No. Doors:	Color:	Tag:	Tag Mo. / Yr.:	State:
Decal No.:	VIN:	Vehicle Sealed: <input type="checkbox"/> Yes <input type="checkbox"/> No	Date Sealed:	Seal Initialed: <input type="checkbox"/> Yes <input type="checkbox"/> No	Initials:		



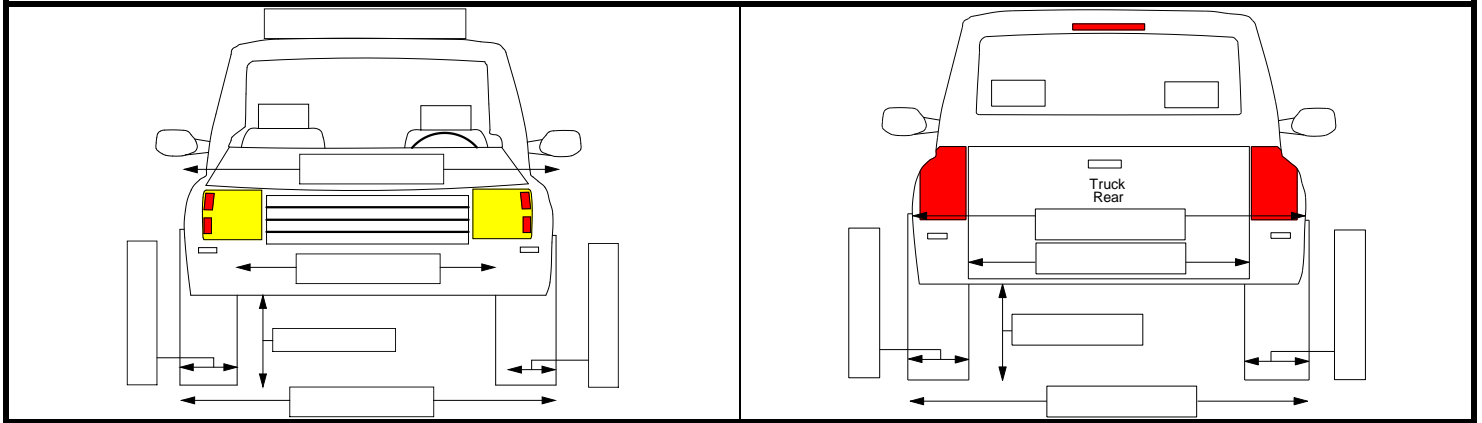
Not All Measurements Are Required. The Specific Measurements are Dependent on the Location of the Bullet Defects and the Circumstances of the Case



Not All Measurements Are Required. The Specific Measurements are Dependent on the Location of the Bullet Defects and the Circumstances of the Case

Notes / Additional Information:

[illegible]



Notes / Additional Information:

Tires:	DOT No.:	Tire Size:		Pressure:	Max Pressure	Tire Tread Description:
Driver Front:			<input type="checkbox"/> White Wall <input type="checkbox"/> Non-White Wall			
Driver Rear:			<input type="checkbox"/> White Wall <input type="checkbox"/> Non-White Wall			
Pass. Front:			<input type="checkbox"/> White Wall <input type="checkbox"/> Non-White Wall			
Pass. Rear:			<input type="checkbox"/> White Wall <input type="checkbox"/> Non-White Wall			

Engine Type:	Transmission Type:	Wheel Drive Type: <input type="checkbox"/> Front <input type="checkbox"/> Rear <input type="checkbox"/> All
--------------	--------------------	--

Height Changes with Occupant Loading:				
Driver Side:	Load (Weight):	Height of Vehicle Body Above Ground:	Load (Weight):	Height of Vehicle Body Above Ground:
	Load (Weight):	Height of Vehicle Body Above Ground:	Load (Weight):	Height of Vehicle Body Above Ground:
Passenger Side	Load (Weight):	Height of Vehicle Body Above Ground:	Load (Weight):	Height of Vehicle Body Above Ground:
	Load (Weight):	Height of Vehicle Body Above Ground:	Load (Weight):	Height of Vehicle Body Above Ground:

For Vehicles Struck at Rest and NOT Subsequently Moved:	
Position of Shifting Lever:	Position of Parking Break: